

Supporting My Child's Reading



Annandale State School

How Can I Help My Child With Reading?

Early Reading



- Read to your child every day.
- Ensure that reading experiences are enjoyable for your child.
- Take every opportunity to practise reading. For example: read and discuss signs while out driving or in the shops.
- Emphasise with your child the importance of making sense from his/her reading.
- De-emphasise the need to get 100% accuracy and try strategies other than sounding out.
- Accept your child's efforts with praise, concentrate on all the things he/she does right, not the few errors.
- Encourage your child to borrow books regularly from the local or school library.
- Discuss favourite authors together and decide why you like them.
- Encourage your child to read to younger siblings.
- Ensure your child is exposed to a wide range of reading materials, ie. recipes, magazines, puzzle books, newspapers.

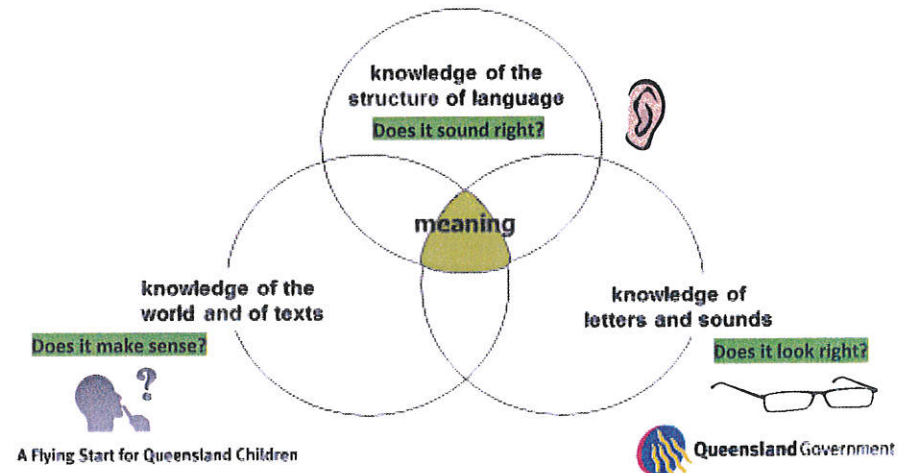
(First Steps – Parents as Partners)



During reading



Knowledge used during reading



The three areas of knowledge work together to provide meaning for the student. Always focus on “Does it make sense?” first, then “Does it sound right?” and finally focus on “Does it look right?”














Does it make sense?

Does it sound right?

Does it look right?



Strategies For Decoding

<p>Look at the pictures.</p> 	<p>Get your mouth ready and make the first sounds.</p> 	<p>Does it make sense?</p>  <p>Does it look right?</p>  <p>Does it sound right?</p> 
<p>Skip it</p>  <p>read on</p>  <p>then go back.</p> 	<p>Chunk it. Look for smaller words hiding inside.</p>  <p>but ter fly</p> <p>Think about words you already know.</p> <p>Eg. Think about play to work out clay.</p>	<p>Look for the patterns</p>  <p>Here comes the car.</p>  <p>Here comes the bus.</p>  <p>Here _____ the bike.</p> 

What do I do when my child gets stuck?

Pause, Prompt and Praise

Pause

When your child experiences difficulty:

- pause
- allow at least five seconds for your child to think through the problem.

Prompt

Knowledge of the world and of texts

Does that make sense?

What do you think it might be?

Can you re-read this?

Look at the pictures?



Knowledge of the structure of language

Did that sound right?

What is another word that might fit there?

Can you say it another way?



Knowledge of letters and sounds

Take a closer look at that word.

What sound does it start with?

Does it look right?



Tips for prompting

- Ignore most mistakes unless the mistake disrupts the meaning.
- If the mistake disrupts the meaning, stop the reader and prompt.

Some praise statements

- Well done, you are really trying to solve this.
- Great work, you corrected that by yourself.
- It's tricky, but have a go at working it out.
- Fantastic, that didn't make sense and you corrected it.
- Your reading was really enjoyable to listen to today because ...
- Well done for trying to re-read the sentence.
- You are reading with so much more expression. Well done.
- That is fantastic! You solved this word by using the strategy of . . .



After reading:

- Discuss what happened in the book – talk about the characters, what happened and where it happened.
- Ask your child to retell the story to you or another family member.
- Make links to your child's life.



Independent Strategies



When I get stuck on a word in a book,
There are lots of things to do.
I can do them all, please, by myself.
I may not need help from you.

I can **look at the picture** to get a hint,
Or **think what the story's about**.

I can **'get my mouth ready'** to say the first letter,
A kind of 'sounding out'.

I can **chunk the word into smaller parts**,
Like on and ing and ly.

Or I can **find smaller words in compound words**–
Like raincoat and bumblebee.

I can **think of a word that makes sense in that place**,

I can **pause and then read on**
Until the sentence has reached its end,
Then **go back** and try these on:

Does it make sense?

Does it sound right?

Does it look right to me?

Chances are the right word will pop out like the sun
In my own mind, can't you see?

If I've thought of and tried out most of these things,
And I still don't know what to do,
Then I may turn around and ask
For some help to get me through.



Annandale State School

Independent Public School

Cnr Oleander and Yolanda Drive Annandale Queensland 4814

E: the.principal@annandaless.eq.edu.au

W: annandaless.eq.edu.au

P: (07) 47295111

Printed December 2015